

Performance against Key Performance Indicators

1 July to 30 September 2017

1. Caseflow

1.1 Matters determined as a percentage of all matters heard

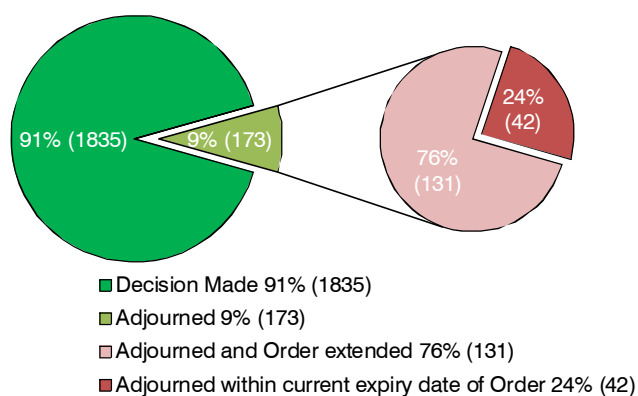
In the July to September 2017 quarter, 91% of hearing requests (1,835) were determined at their first hearing and 173 (9%) were adjourned. The number of pending matters remained steady at less than 1% of the total caseload.

In this quarter, two matters were unable to be determined before the expiry of the patient's Order due to an error made by the Tribunal. In addition, seven matters were determined outside the legislative timeframes. These seven matters were adjourned by the Tribunal beyond 28 days of the date of a Treatment Order variation.

2. Adjournments

2.1 Proportion of matters adjourned

The number of adjournments as a proportion of matters determined has remained relatively consistent in the last four quarters. The majority of adjourned matters extended the Order (76%, or 131). The primary reason for the Tribunal granting an adjournment with extension was in relation to procedural fairness (including allowing time to enable participation of the patient).

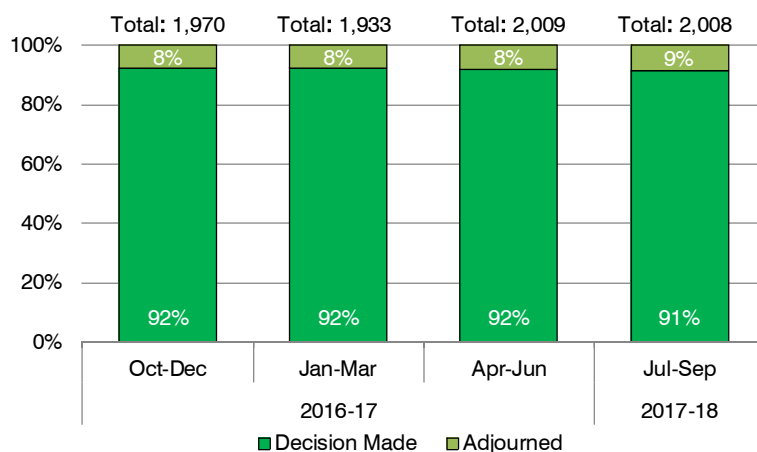




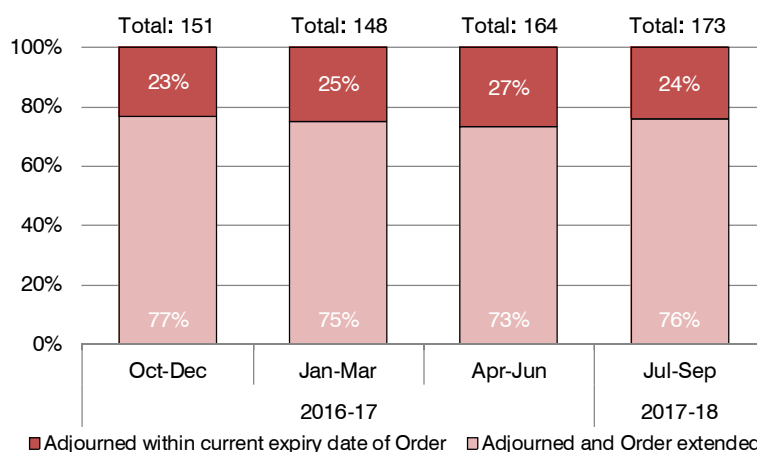
Performance against Key Performance Indicators

1 July to 30 September 2017

Comparison of matters determined and adjourned between quarters



Comparison of matters adjourned with and without Order being extended





Performance against Key Performance Indicators

1 July to 30 September 2017

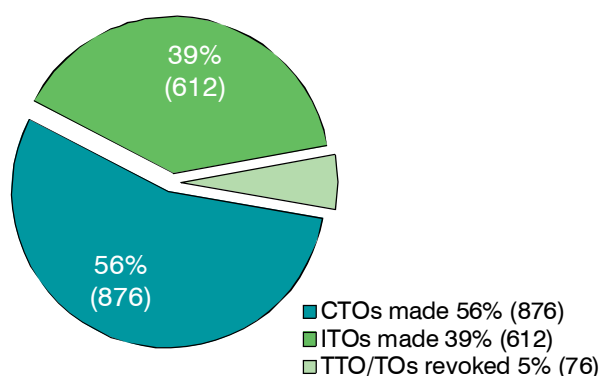
3. Tribunal Orders

3.1 Treatment Order determinations made by the Tribunal

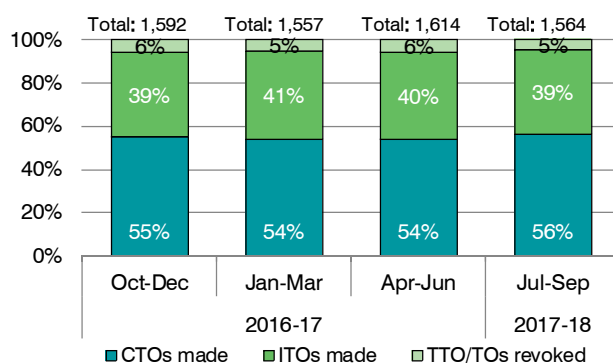
When the Tribunal makes an Order, the Tribunal must determine the category of the Order (Community Treatment Order or an Inpatient Treatment Order) based on the circumstances at the time of the hearing.

The patient's treating team is required to regularly review the category of the Order and whether the criteria for compulsory treatment apply to the patient, and may vary an Inpatient Treatment Order to a Community Treatment Order if satisfied that treatment can occur in the community (or revoke the Order if the treatment criteria no longer apply). Conversely, if a person on a Community Treatment Order can no longer be treated in the community their Order can be varied to an Inpatient Treatment Order.

Between July and September 2017, the Tribunal made 876 Community Treatment Orders, 612 Inpatient Treatment Orders and revoked 76 Temporary Treatment Orders or Treatment Orders.



Comparison of Tribunal determinations between quarters





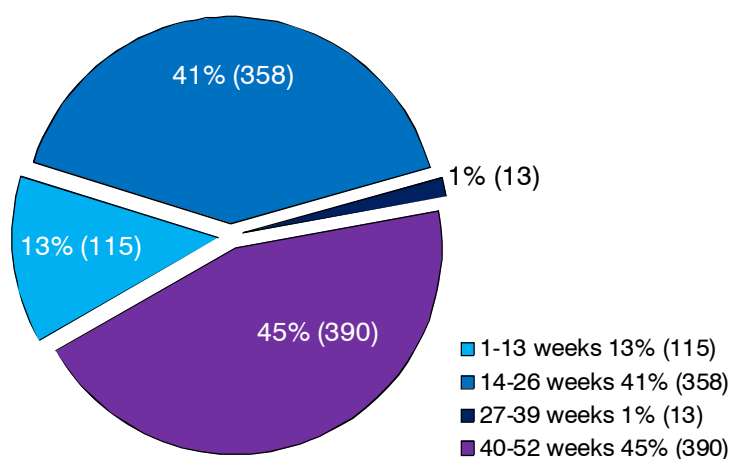
Performance against Key Performance Indicators

1 July to 30 September 2017

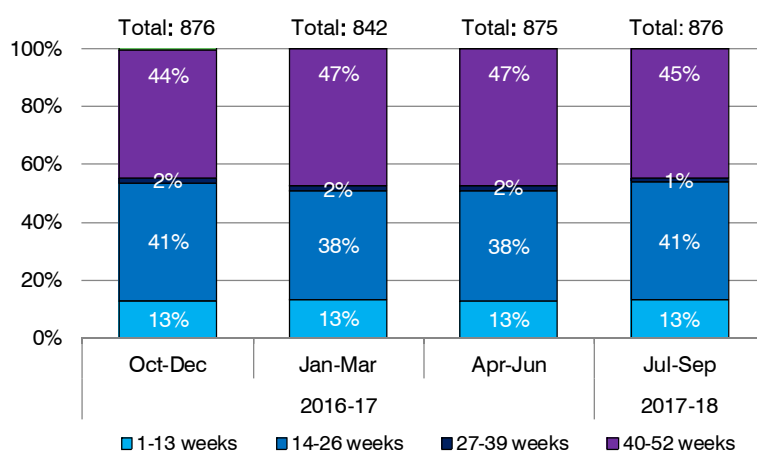
3.2 Duration of Orders made

When the Tribunal makes an Order, the Tribunal must set the duration of the Order.

Duration of Community Treatment Orders



Comparison of Community Treatment Order duration between quarters

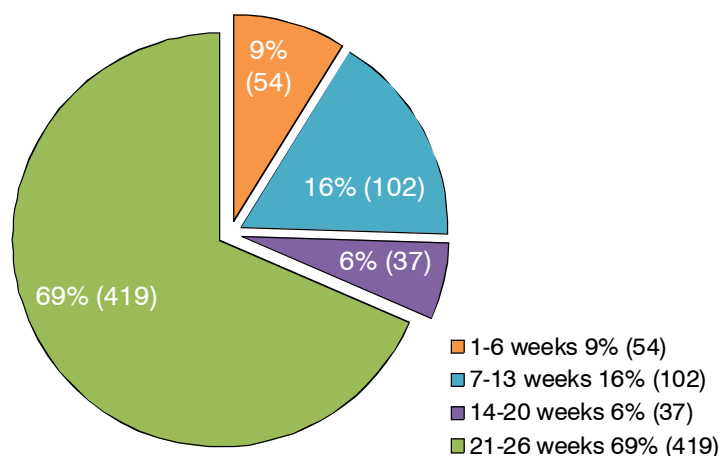




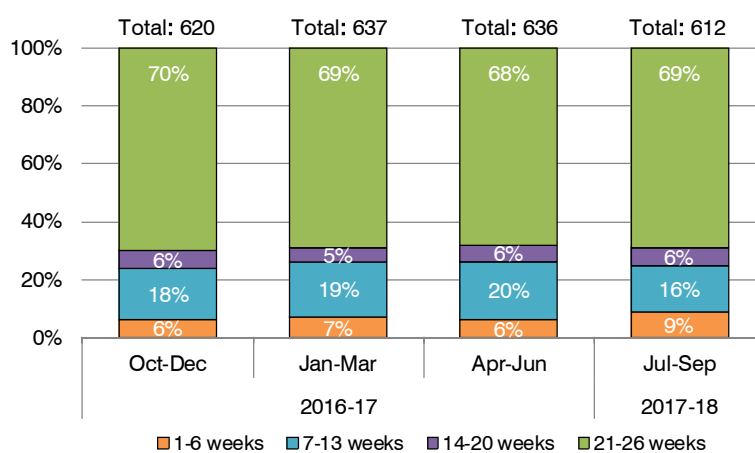
Performance against Key Performance Indicators

1 July to 30 September 2017

Duration of Inpatient Treatment Orders



Comparison of Inpatient Treatment Order duration between quarters





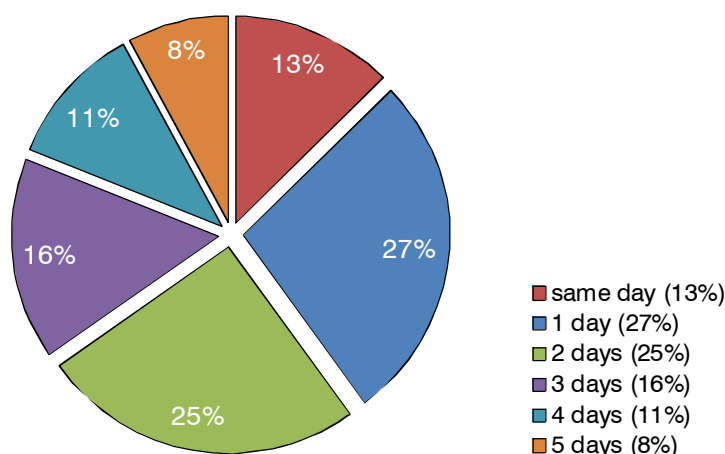
Performance against Key Performance Indicators

1 July to 30 September 2017

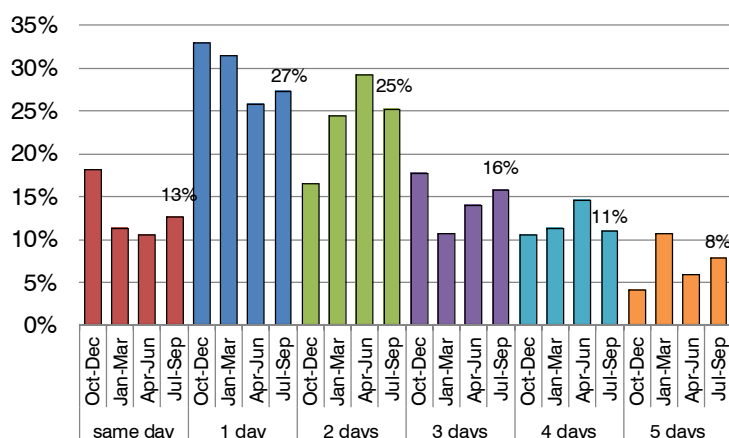
4. ECT Orders

4.1 Elapsed time from receipt of ECT application to hearing

The Tribunal must list and complete the hearing of an application for ECT as soon as practicable and within five business days after receiving the application. In the July to September 2017 quarter, 40% of ECT applications were listed for hearing on the same day or within one day of the application being received. The Tribunal Registry aims to list and hear matters within the timeframe requested by the service, and also liaises with services when listing hearings to ensure patients receive procedural fairness.



Comparison of elapsed time from receipt of ECT application to hearing between quarters



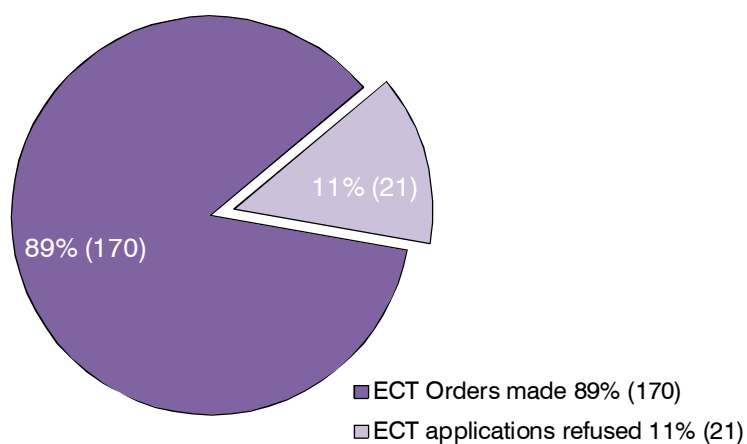


Performance against Key Performance Indicators

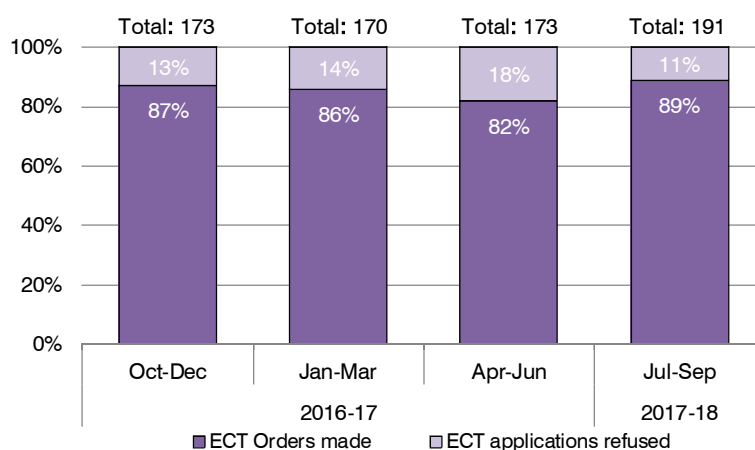
1 July to 30 September 2017

4.2 ECT Orders made and applications refused by the Tribunal

Between July and September 2017, the Tribunal heard 191 applications for ECT Orders. Of those, 170 (89%) ECT Orders were made and 21 (11%) ECT applications were refused.



Comparison of Tribunal ECT determinations between quarters



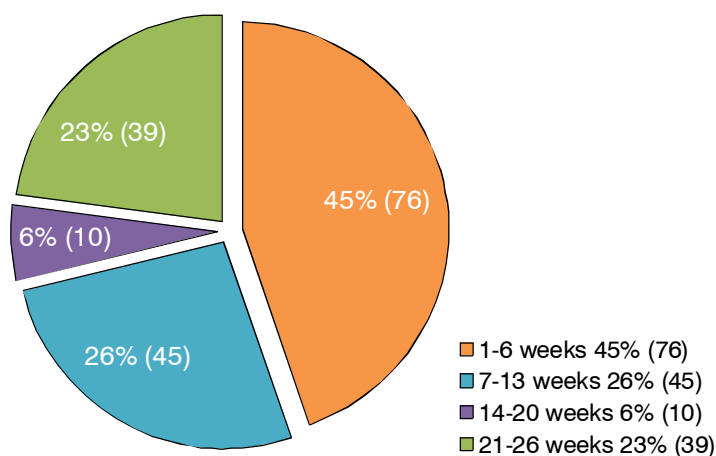


Performance against Key Performance Indicators

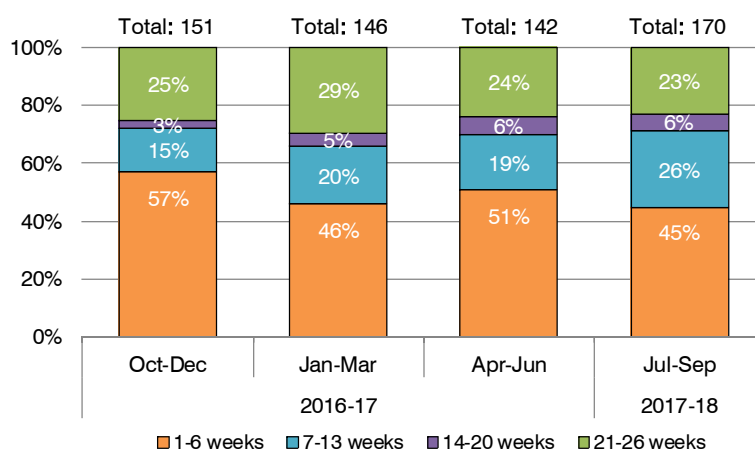
1 July to 30 September 2017

4.3 Duration of ECT Orders

When making an ECT Order, the Tribunal must set the duration of the Order and the maximum number of ECT treatments that can be administered under the Order.



Comparison of ECT Order duration between quarters

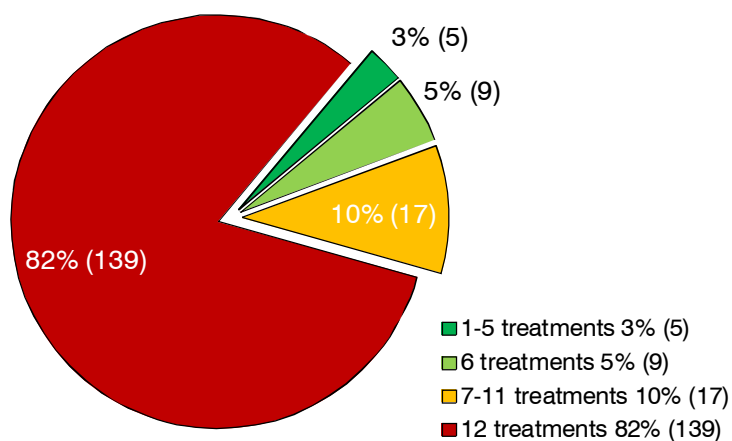




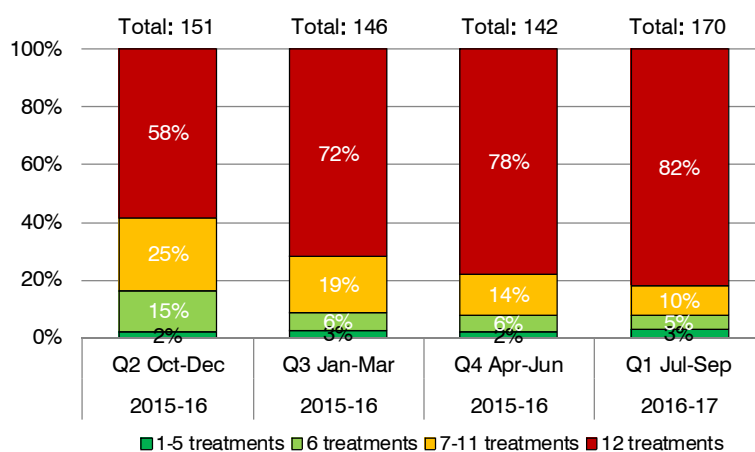
Performance against Key Performance Indicators

1 July to 30 September 2017

4.4 Number of treatments authorised through ECT Orders



Comparison of treatments authorised through ECT Orders between quarters





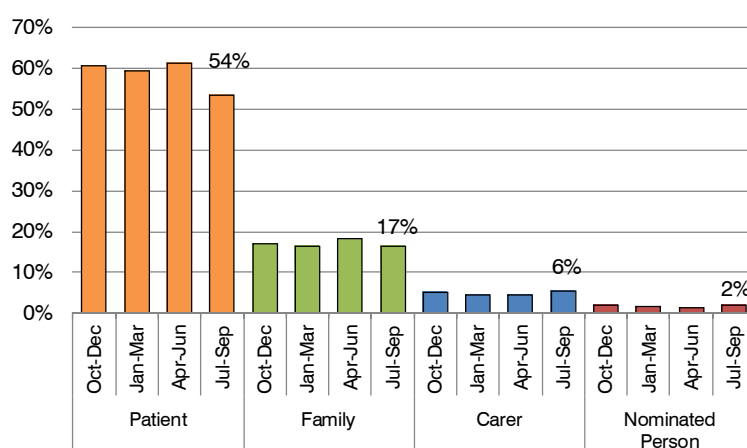
Performance against Key Performance Indicators

1 July to 30 September 2017

5. Attendance at hearings and feedback received by the Tribunal

5.1 Attendance

Comparison of attendance by patients and those who support them



5.2 Feedback

During the quarter the Tribunal received three complaints. The complaints received during this period related to:

- Member behaviour in a hearing (x2)
- Members bringing forward a hearing ahead of the allotted time (x1)

All complaints were investigated consistent with the Tribunal's feedback and complaints process which is available on the Tribunal's website. All complaints have been responded to.